

3M Science.
Applied to Life.™

3M™ Glass Finishes

3M™ FASARA™ Glass Finishes

3M™ CRYSTAL Glass Finishes

3M™ DICHROIC Glass Finishes

2017–2018

3M™ Glass Finishes

How do you give interior spaces that “wow factor” that makes people sit up and take notice? Sometimes it can be as simple as introducing an extraordinary detail to the mix. With their unique palette of colors, patterns and textures, 3M™ Glass Finishes give you an easy way to add an element of surprise to your designs.

We offer you three distinct options to choose from: 3M™ FASARA™ Glass Finishes, 3M™ CRYSTAL Glass Finishes and 3M™ DICHROIC Glass Finishes. All are

ideal for privacy and decorative applications in offices, hotels, retail stores, restaurants and healthcare environments. Each can be easily customized to suit the needs of your individual projects and are easy to apply and maintain.

3M Glass Finishes are highly versatile. Consider using them for communicating messages in unexpected ways, making small areas feel larger and adding privacy without sacrificing light. The possibilities are as unlimited as your imagination!




Contents

3M™ FASARA™ Glass Finishes

Pg.	Pattern Name	Product Code	width	length	same color
2017 New Designs Fabric					
7	Canvas	SH2FGCV	50in (1270 mm)	98.4 ft (30 m)	—
7	Canvas Champagne Gold	SH2CSCVC	50 in (1270 mm)	98.4 ft (30 m)	—
7	Sensai Linen	SH2FGSE	50 in (1270 mm)	98.4 ft (30 m)	—
7	Sensai Linen Champagne Gold	SH2CSSEC	50 in (1270 mm)	98.4 ft (30 m)	—
7	Grain Silver	SH2CSGS	50 in (1270 mm)	98.4 ft (30 m)	—
7	Grain Champagne Gold	SH2CSGC	50 in (1270 mm)	98.4 ft (30 m)	—
9	Burlap	SH2FGBL	50 in (1270 mm)	98.4 ft (30 m)	—
9	Burlap Champagne Gold	SH2CSBLC	50 in (1270 mm)	98.4 ft (30 m)	—
9	Weave Pearl	SH2EMWP	50 in (1270 mm)	98.4 ft (30 m)	—
9	Weave Pearl + Dark Gray	SH2EMWG	50 in (1270 mm)	98.4 ft (30 m)	—
9	Buckram	SH2FGBU	50 in (1270 mm)	98.4 ft (30 m)	—
9	Buckram Pearl + Gray	SH2FGBUG	50 in (1270 mm)	98.4 ft (30 m)	—
2017 New Designs Natural					
11	Frost Walnut	SH2PTFW	60 in (1524 mm)	98.4 ft (30 m)	—
11	Frost Walnut Smoke	SH2PTFWS	60 in (1524 mm)	98.4 ft (30 m)	—
11	Pyrgos	SH2PTPG	60 in (1524 mm)	98.4 ft (30 m)	—
11	Straight Washi	SH2FGSW	50 in (1270 mm)	98.4 ft (30 m)	—
2017 New Designs Stripe					
13	Fusion Pearl	SH2CSFP	50in (1270 mm)	98.4 ft (30 m)	—
13	String	SH2PTST	50 in (1270 mm)	98.4 ft (30 m)	—
13	Wind	SH2PTWD	50 in (1270 mm)	98.4 ft (30 m)	—
13	Fine String	SH2PTFS	50 in (1270 mm)	98.4 ft (30 m)	—
13	Safari	SH2PTSR	50 in (1270 mm)	98.4 ft (30 m)	—
13	String Reverse	SH2PTSTR	50 in (1270 mm)	98.4 ft (30 m)	—
2017 New Designs Geometric					
15	Grid	SH2FGGD	50 in (1270 mm)	98.4 ft (30 m)	Luce
15	Cut Glass	SH2CSC	50 in (1270 mm)	98.4 ft (30 m)	—
15	Grid Reflect	SH2SIGDR	50 in (1270 mm)	98.4 ft (30 m)	Reflect
15	Cut Glass Pearl	SH2CSCP	50 in (1270 mm)	98.4 ft (30 m)	—
15	Chain Mesh Reflect	SH2SICMR	50 in (1270 mm)	98.4 ft (30 m)	Reflect
15	Cut Glass Silver	SH2CSCS	50 in (1270 mm)	98.4 ft (30 m)	—
2017 New Designs Gradation					
17	Diamond	SH2FGDM	50in (1270 mm)	98.4 ft (30 m)	Luce
17	Diamond Reflect	SH2SIDR	50 in (1270 mm)	98.4 ft (30 m)	Reflect
17	Illumina Silky-W	SH2SSIM-W	50/60 in (1270/1524mm)	116 in (2950 mm)	—
	Illumina Silky-S	SH2SSIM-S	50/60 in (1270/1524mm)	78 in (1980 mm)	—
17	Diamond Ghost Reflect	SH2SIDGR	50 in (1270 mm)	98.4 ft (30 m)	Reflect

Pg.	Pattern Name	Product Code	width	length	same color
Gradation					
19	Illumina	SH2FGIM	50 in (1270 mm)	98.4 ft (30 m)	Luce
	Illumina Alpha	SH4FGIMX	50 in (1270 mm)	82 ft (25 m)	Luce
	Illumina-p	SH2FGIM-p	50 in (1270 mm)	98.4 ft (30 m)	Luce
19	Illumina-g	SH2FGIM-g	50 in (1270 mm)	98.4 ft (30 m)	Glace
19	Illumina Black	SH2BKIM	50 in (1270 mm)	98.4 ft (30 m)	Opaque Black
19	Illumina (Illumina Reflect Silver)	SH2SIIM	50 in (1270 mm)	98.4 ft (30 m)	Reflect
21	Aerina	SH2FGAR	50 in (1270 mm)	98.4 ft (30 m)	Cielo
21	Sabrina	SH2FGSB	50 in (1270 mm)	98.4 ft (30 m)	Mare
21	Cloud	SH2FGCL	60 in (1524 mm)	98.4 ft (30 m)	—
21	Lontano	SH2FGLO	50 in (1270 mm)	98.4 ft (30 m)	—
23	Tsurugi	SH2FGTG	50 in (1270 mm)	98.4 ft (30 m)	—
23	Venetian	SH2FGVN	50 in (1270 mm)	98.4 ft (30 m)	Luce
23	Robe	SH2FGRB	50 in (1270 mm)	98.4 ft (30 m)	Luce
Frost/Matte					
25	Matte Crystal 2	SH2MACRX2	50 in (1270 mm)	98.4 ft (30 m)	—
25	Matte Crystal-i	SH2MACR-I	50/60 in (1270/1524 mm)	98.4 ft (30 m)	—
25	Fine Crystal	SH2FNCR	50/60 in (1270/1524 mm)	98.4 ft (30 m)	—
25	Mare	SH2FGMR	50 in (1270 mm)	98.4 ft (30 m)	Sabrina
25	Milky White	SH2MAML	40/50/60 in (1016/1270/1524 mm)	196.8 ft (60 m)	—
25	Glace	SH2MAGL	50 in (1270 mm)	98.4 ft (30 m)	—
25	Luce	SH2FGLU	50 in (1270 mm)	98.4 ft (30 m)	—
25	Milky Crystal	SH2MLCRX	50 in (1270 mm)	98.4 ft (30 m)	—
25	Milky Milky	SH2MAMM	50/60 in (1270/1524 mm)	98.4 ft (30 m)	—
25	Lausanne	SH2EMLA	40/50 in (1016/1270 mm)	98.4 ft (30 m)	—
25	Oslo	SH2EMOS	40/50/60 in (1016/1270/1524 mm)	98.4 ft (30 m)	—
	Oslo-p	SH2EMOS-p	50 in (1270 mm)	98.4 ft (30 m)	—
25	Essen	SH2EMES	50 in (1270 mm)	98.4 ft (30 m)	—
25	Chamonix	SH2EMCH	50 in (1270 mm)	98.4 ft (30 m)	—
25	Cielo	SH2FGCE	50 in (1270 mm)	98.4 ft (30 m)	Aerina
25	Opaque White	SH2MAOW	49.2 in (1250 mm)	98.4 ft (30 m)	—
25	Opaque Black	SH2BKOP	50 in (1270 mm)	98.4 ft (30 m)	Illumina Black
25	Reflect (Silver)	RE1SIAR	50 in (1270 mm)	98.4 ft (30 m)	—
25	Whiteboard (dry erase)	WH-111-G	49.2 in (1250 mm)	98.4 ft (30 m)	—

 For exterior applications

 For application on plastic substrates

Contents continued on next page >

Contents

3M™ FASARA™ Glass Finishes *(continued)*

Pg.	Pattern Name	Product Code	width	length	same color
Fabric/Washi					
27	Linen	SH2FGLN	50 in (1270 mm)	98.4 ft (30 m)	—
27	Linen Crystal	SH2LNCR	50 in (1270 mm)	98.4 ft (30 m)	—
27	Safu	SH2PTSF	50 in (1270 mm)	98.4 ft (30 m)	—
27	Vega	SH2FGVG	50 in (1270 mm)	98.4 ft (30 m)	—
27	Altair	SH2FGAT	50 in (1270 mm)	98.4 ft (30 m)	—
27	Sagano	SH2PTSA2	50 in (1270 mm)	98.4 ft (30 m)	—
27	Rikyu	SH2PTRK	50 in (1270 mm)	98.4 ft (30 m)	—
27	Yamato	SH2PTYA	50 in (1270 mm)	98.4 ft (30 m)	—
27	Kenun	SH2PTKU	50 in (1270 mm)	98.4 ft (30 m)	—
Dot/Prism					
29	Vista	SH2FGVI	50 in (1270 mm)	98.4 ft (30 m)	Luce
29	Shizuku	SH2FGSK	50 in (1270 mm)	98.4 ft (30 m)	—
29	Kanon	SH2FGKN	50 in (1270 mm)	98.4 ft (30 m)	—
29	Aura 9	SH2PCA9	50 in (1270 mm)	98.4 ft (30 m)	—
29	Luna 6	SH2PCL6	50 in (1270 mm)	98.4 ft (30 m)	Luce
29	Luna 9	SH2PCL9	50 in (1270 mm)	98.4 ft (30 m)	Luce
29	Prism Silver	SH2CSPS	50 in (1270 mm)	98.4 ft (30 m)	—
29	Prism Noir	SH2CSPN	50 in (1270 mm)	98.4 ft (30 m)	—
29	Astral Silver	SH2CSAS	50 in (1270 mm)	98.4 ft (30 m)	—
Stripe/Border					
31	Lattice	SH2FGLT	50 in (1270 mm)	98.4 ft (30 m)	Luce
31	Lattice-g	SH2FGLT-g	50 in (1270 mm)	98.4 ft (30 m)	Glace
31	Slat	SH2FGSL	50 in (1270 mm)	98.4 ft (30 m)	Luce
31	Slat-g	SH2FGSL-g	50 in (1270 mm)	98.4 ft (30 m)	Glace
31	Shutie	SH2FGST	50 in (1270 mm)	98.4 ft (30 m)	Luce
31	Shutie Black	SH2BKST	50 in (1270 mm)	98.4 ft (30 m)	—
31	Paracell	SH2FGPR	50 in (1270 mm)	98.4 ft (30 m)	Luce
31	Pixela	SH2FGPX	50 in (1270 mm)	98.4 ft (30 m)	Luce
31	Leise	SH2FGLS	50 in (1270 mm)	98.4 ft (30 m)	Luce
33	Arpa	SH2FGAP	50 in (1270 mm)	98.4 ft (30 m)	Luce
33	Arpa Crystal	SH2APCR	50 in (1270 mm)	98.4 ft (30 m)	—
33	Arpa Black	SH2BKAP	50 in (1270 mm)	98.4 ft (30 m)	—
33	Fine	SH2FGFN	50 in (1270 mm)	98.4 ft (30 m)	Luce
33	Seattle	SH2DGST	50 in (1270 mm)	98.4 ft (30 m)	—
33	Seattle Fine	SH2DGST-f	50 in (1270 mm)	98.4 ft (30 m)	—
33	Nokto	SH2CSNK	50 in (1270 mm)	98.4 ft (30 m)	—
33	Radius	SH2CSR	50 in (1270 mm)	98.4 ft (30 m)	—

3M™ CRYSTAL Glass Finishes

Pg.	Pattern Name	Product Code	width	length
Dusted/Frosted				
35	Dusted White	7725SE-314	48/60 in (1220/1524 mm)	150 ft (46 m)
35	Frosted White	7725SE-324	48/60 in (1220/1524 mm)	150 ft (46 m)
35	Frosted Violet Sky	7725SE-325	48 in (1220 mm)	150 ft (46 m)
35	Frosted Blue Mist	7725SE-327	48 in (1220 mm)	150 ft (46 m)
35	Frosted Rose	7725SE-323	48 in (1220 mm)	150 ft (46 m)
35	Frosted Mint	7725SE-326	48 in (1220 mm)	150 ft (46 m)
35	Frosted Gold	7725SE-331	48 in (1220 mm)	150 ft (46 m)

3M™ DICHROIC Glass Finishes

Pg.	Pattern Name	Product Code	width	length
DICHROIC				
35	Blaze	DF-PA Blaze	48 in (1220 mm)	98.4 ft (30 m)
35	Chill	DF-PA Chill	48 in (1220 mm)	98.4 ft (30 m)

3M™ FASARA™ Glass Finishes

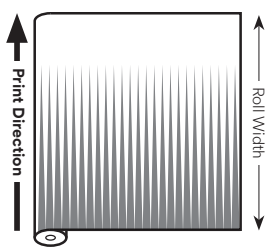
Add more visual interest and appeal to plain glass surfaces with 3M™ FASARA™ Glass Finishes, available in over 90 unique designs to complement most any decor.

Made from a durable polyester material with a pressure-sensitive adhesive backing, FASARA glass finishes are quick and easy to apply. They can be used in vertical applications to control both light and


privacy through interior glass, including the interior of an outside glass wall. Three designs, identified in this brochure by defined symbols, can also be used on exterior glass.

These products can be used in a variety of ways to expand your creative possibilities, including solid privacy patterns and “whiteboard” films that can turn any glass surface into a writable, erasable canvas.

Print Direction



Print direction for most designs, including most Gradations.



Print direction for Venetian and Robe Gradations, and Stripe/Border designs.

The print direction for most 3M™ FASARA™ Glass Finishes, including most Gradations, runs across the roll width of the film. The print direction for Venetian and Robe Gradations, as well as Stripe/Border designs, runs along the roll length of the film. The print direction for Illumina Silky-W and -S Gradations runs along the roll length of the film on short single panel rolls. Contact 3M Commercial Solutions Technical Service for additional details.

Gradation Transmission



For Gradations, percent Transmission is an estimate of Visible Light Transmission for the most transparent and least transparent sections of the pattern. These values are typical but not warranted.

2017 NEW DESIGNS

Our global design team has leveraged the latest trends from regions and markets around the world to deliver the best results for your projects.

Fabric



2017 New Designs

Canvas
SH2FGCV

Canvas Champagne Gold
SH2CSCVC

Sensai Linen
SH2FGSE

Sensai Linen Champagne Gold
SH2CSSEC

Grain Silver
SH2CSGS

Grain Champagne Gold
SH2CSGC

2017 New Designs

Fabric



Buckram Pearl + Gray SH2FGBUG

2017 New Designs

Fabric



Burlap
SH2FGBL

Burlap Champagne Gold
SH2CSBLC

Weave Pearl
SH2EMWP

Weave Pearl + Dark Gray
SH2EMWG

Buckram
SH2FGBU

Buckram Pearl + Gray
SH2FGBUG

Natural



Pyrgos SH2PTPG

Natural



Frost Walnut
SH2PTFW

Frost Walnut Smoke
SH2PTFWS

Pyrgos
SH2PTPG

Straight Washi
SH2FGSW

2017 New Designs

Stripe



2017 New Designs

Stripe



Fusion Pearl
SH2CSFP

String
SH2PTST


Wind
SH2PTWD

Fine String
SH2PTFS

Safari
SH2PTSR

String Reverse
SH2PTSTR

Geometric



Cut Glass Pearl SH2CSCP

Geometric



Grid
SH2FGGD

Cut Glass
SH2CSC

Grid Reflect
SH2SIGDR

Cut Glass Pearl
SH2CSCP

Chain Mesh Reflect
SH2SICMR

Cut Glass Silver
SH2CSCS

Gradation



Diamond Ghost Reflect SH2SIDGR

Gradation

Diamond
SH2FGDM



Diamond Reflect
SH2SIDR



+

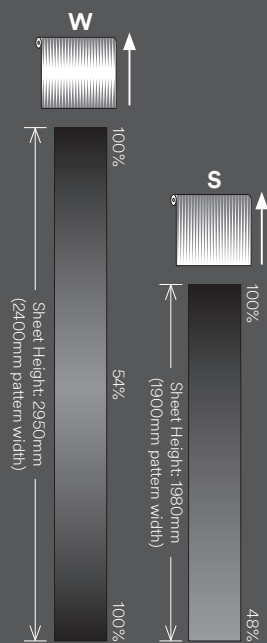
+

Transmission and color of Frost/Matte pattern complements the Gradation pattern.

Luce
SH2FGLU

Reflect (Silver1)
RE1SIAR

Illumina Silky-W
SH2SSIM-W
Illumina Silky-S
SH2SSIM-S



Diamond Ghost Reflect
SH2SIDGR



Sheet Width
1524mm sheet width (1450mm pattern width)
1270mm sheet width (1210mm pattern width)

The center gradation becomes transparent at both ends for SH2SSIM-W.

+

Reflect (Silver1)
RE1SIAR

Gradation





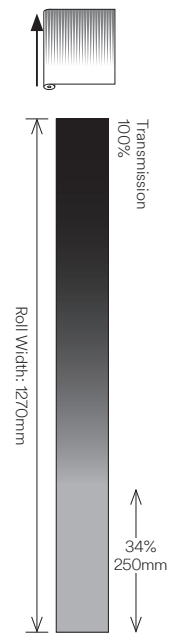
Illumina Reflect Illumina Illumina-g




Illumina SH2FGIM

Gradation

Illumina SH2FGIM
Illumina Alpha SH4FGIMX  Exterior
Illumina-p SH2FGIM-P  For plastic substrates



Illumina-g SH2FGIM-G



+

+

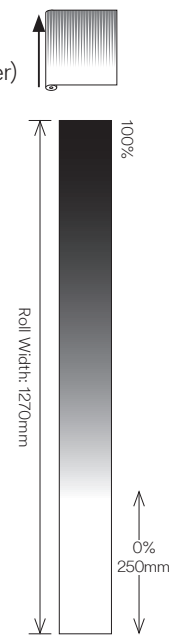
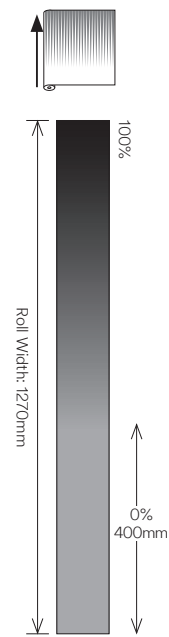
Transmission and color of Frost/Matte pattern compliments the Gradation pattern.

Luce SH2FGLU

Glace SH2MAGL

Illumina Black SH2BKIM

Illumina Reflect (Illumina Silver) SH2SIIM



+

+

Transmission and color of Frost/Matte pattern compliments the Gradation pattern.

Opaque Black SH2BKOP

Reflect (Silver) RE1SIAR

Gradation

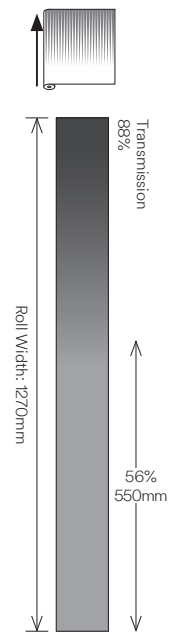


Gradation

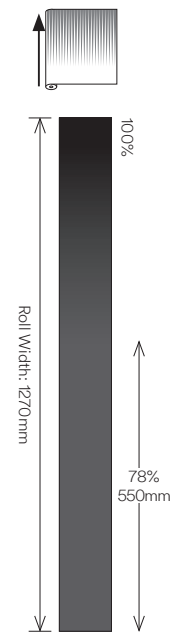
Illumina Black **Illumina Reflect** **Illumina** **Illumina-g** **Aerina** **Sabrina** **Lontano** **Tsurugi** **Venetian** **Robe**

Gradation

Aerina
SH2FGAR



Sabrina
SH2FGSB



+

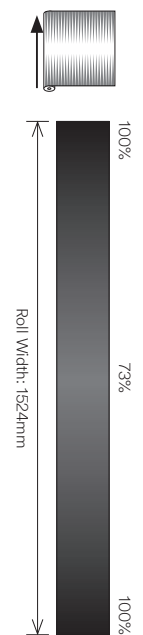
+

Transmission and color of Frost/Matte pattern compliments the Gradation pattern.

Cielo
SH2FGCE

Mare
SH2FGMR

Cloud
SH2FGCL



Lontano
SH2FGLO



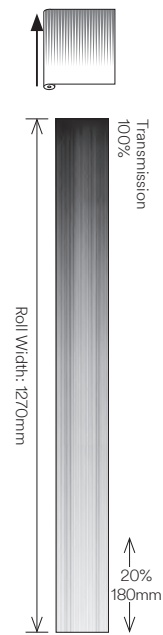
The center gradation becomes transparent at both ends.

Gradation

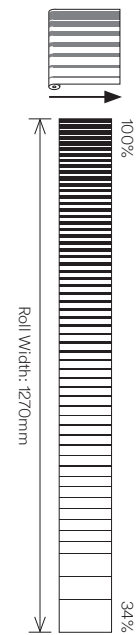


Gradation

Tsurugi
SH2FGTG



Venetian
SH2FGVN

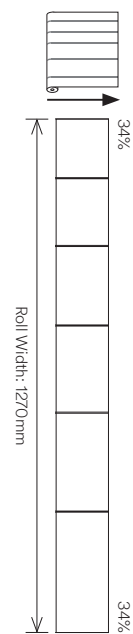


+

Transmission and color of Frost/Matte pattern compliments the Gradation pattern.

Luce
SH2FGLU

Robe
SH2FGRB



+

Luce
SH2FGLU

Frost/Matte



Matte Crystal 2
SH2MACRX2 Exterior



Matte Crystal-i
SH2MACR-I



Fine Crystal
SH2FNCR



Mare
SH2FGMR



Milky White
SH2MAML



Glace
SH2MAGL



Luce
SH2FGLU



Milky Crystal
SH2MLCRX Exterior



Milky Milky
SH2MAMM



Lausanne
SH2EMLA



Oslo Oslo-P
SH2EMOS SH2EMOS-P For plastic substrates



Essen
SH2EMES




Chamonix
SH2EMCH



Cielo
SH2FGCE




Opaque White
SH2MAOW



Opaque Black
SH2BKOP



Reflect (Silver)
REISAR



Whiteboard (dry erase)
WH-111-G

Frost/Matte

← Roll Width →

↑ Roll Length ↓

Matte Crystal 2
SH2MACRX2  Exterior

Matte Crystal-i
SH2MACR-I


Fine Crystal
SH2FNCR

Mare
SH2FGMR

Milky White
SH2MAML


Glace
SH2MAGL

Luce
SH2FGLU

Milky Crystal
SH2MLCRX  Exterior

Milky Milky
SH2MAMM

Lausanne
SH2EMLA

Oslo SH2EMOS **Oslo-P** SH2EMOS-P  For plastic substrates

Essen
SH2EMES

Chamonix
SH2EMCH

Cielo
SH2FGCE

Opaque White
SH2MAOW

Opaque Black
SH2BKOP

Reflect (Silver1)
RE1SIAR

Whiteboard (dry erase)
WH-111-G


Fabric/Washi

Fabric/Washi



Vega SH2FGVG

Fabric/Washi



Linen
SH2FGLN

Linen Crystal
SH2LNCR

Safu
SH2PTSF

Vega
SH2FGVG

Altair
SH2FGAT


Sagano
SH2PTSA2

Rikyu
SH2PTRK

Yamato
SH2PTYA


Kenun
SH2PTKU

Dot/Prism



Vista SH2FGVI

Dot/Prism



Vista
SH2FGVI

Shizuku
SH2FGSK

Kanon
SH2FGKN

Aura 9
SH2PCA9

Luna 6
SH2PCL6

Luna 9
SH2PCL9

Prism Silver
SH2CSPS

Prism Noir
SH2CSPN

Astral Silver
SH2CSAS

Stripe/Border


Stripe/Border



Left Panel: **Lattice-g** SH2FGLT-G

Right Panel: **Lattice-g** SH2FGLT-G + **Cielo** SH2FGCE

Stripe/Border



Lattice
SH2FGLT

Lattice-g
SH2FGLT-G

Slat
SH2FGSL

Slat-g
SH2FGSL-G

Shutie
SH2FGST

Shutie Black
SH2BKST

Paracell
SH2FGPR

Pixela
SH2FGPX

Leise
SH2FGLS


Stripe/Border



Stripe/Border

Shutie Black SH2BKST

Stripe/Border



Arpa
SH2FGAP

Arpa Crystal
SH2APCR

Arpa Black
SH2BKAP

Fine
SH2FGFN

Seattle
SH2DGST

Seattle Fine
SH2DGST-F

Nokto
SH2CSNK

Radius
SH2CSR

CRYSTAL & DICHROIC Finishes



DICHROIC DF-PA Blaze + CRYSTAL Dusted White 7725SE-314

CRYSTAL & DICHROIC Finishes

Dusted White
7725SE-314

Frosted White
7725SE-324

Frosted Violet Sky
7725SE-325

Frosted Blue Mist
7725SE-327

Frosted Rose
7725SE-323

Frosted Mint
7725SE-326

Frosted Gold
7725SE-331

Blaze
DF-PA Blaze

Chill
DF-PA Chill



This custom-cut design was created using 3M™ CRYSTAL Dusted White pattern.



3M Commercial Solutions
3M Center, Building 220-12E-04
St. Paul, MN 55144-1000

Phone 888-650-3497
Web 3M.com/AMD

Ver. 1

3M and FASARA are trademarks of 3M.
All other trademarks are property of their
respective owners. Please recycle.
© 3M 2017. All rights reserved.

98-0406-0167-0
JR-9710-2966-5
FAS-111-A(061713)